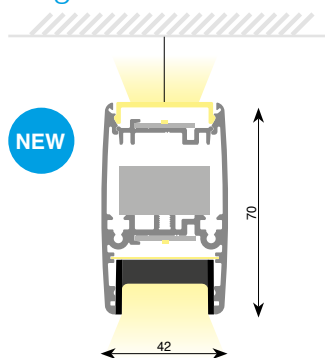


Ready To Go LEDliner40

UGR<19

Up&Down - Suspended
Single Circuit



Average weight of equipped profile: 2.8 kg/m



Included

- Profile
- End Caps
- LED Modules
- PC Covers Up
- UGR Grid Down
- Suspension cables (2000mm)
- Connecting box
- Textile power cable (2000mm)



| Article number | Total length | Connected profile lengths excl. end caps | LED Flux* 927 | LED Flux* 830 & 930 | LED Flux* 840 & 940 | LED Flux* Tunable White 2700-6500K | Power** 830 & 840 | Power** 927, 930 & 940 |
|----------------------|--------------|--|---------------|---------------------|---------------------|------------------------------------|-------------------|------------------------|
| R40S1.DM.CCC.xx-05.G | 740 mm | - | n.a.*** | 2x3120lm | 2x3300lm | n.a.*** | 2x15.0W | 2x15.5W |
| R40S1.DM.CCC.xx-06.G | 879 mm | - | 2x3015lm | 2x3120lm | 2x3300lm | 2x3300lm | 2x18.0W | 2x18.6W |
| R40S1.DM.CCC.xx-07.G | 1021 mm | - | n.a.*** | 2x3640lm | 2x3850lm | n.a.*** | 2x21.0W | 2x21.7W |
| R40S1.DM.CCC.xx-08.G | 1159 mm | - | 2x4020lm | 2x4160lm | 2x4400lm | 2x4400lm | 2x24.0W | 2x24.8W |
| R40S1.DM.CCC.xx-09.G | 1301 mm | - | n.a.*** | 2x4680lm | 2x4950lm | n.a.*** | 2x27.0W | 2x27.9W |
| R40S1.DM.CCC.xx-10.G | 1441 mm | - | 2x5025lm | 2x5200lm | 2x5500lm | 2x5500lm | 2x30.0W | 2x31.0W |
| R40S1.DM.CCC.xx-11.G | 1583 mm | - | n.a.*** | 2x5720lm | 2x6050lm | n.a.*** | 2x33.0W | 2x34.1W |
| R40S1.DM.CCC.xx-12.G | 1721 mm | - | 2x6030lm | 2x6240lm | 2x6600lm | 2x6600lm | 2x36.0W | 2x37.2W |
| R40S1.DM.CCC.xx-13.G | 1863 mm | - | n.a.*** | 2x6760lm | 2x7150lm | n.a.*** | 2x39.0W | 2x40.3W |
| R40S1.DM.CCC.xx-14.G | 2002 mm | - | 2x7035lm | 2x7280lm | 2x7700lm | 2x7700lm | 2x42.0W | 2x43.4W |
| R40S1.DM.CCC.xx-15.G | 2144 mm | - | n.a.*** | 2x7800lm | 2x8250lm | n.a.*** | 2x45.0W | 2x46.5W |
| R40S1.DM.CCC.xx-16.G | 2282 mm | - | 2x8040lm | 2x8320lm | 2x8800lm | 2x8800lm | 2x48.0W | 2x49.6W |
| R40S1.DM.CCC.xx-17.G | 2424 mm | - | n.a.*** | 2x8840lm | 2x9350lm | n.a.*** | 2x51.0W | 2x52.7W |
| R40S1.DM.CCC.xx-18.G | 2564 mm | - | 2x9045lm | 2x9360lm | 2x9900lm | 2x9900lm | 2x54.0W | 2x55.8W |
| R40S1.DM.CCC.xx-19.G | 2706 mm | - | n.a.*** | 2x9880lm | 2x10450lm | n.a.*** | 2x57.0W | 2x58.9W |
| R40S1.DM.CCC.xx-20.G | 2844 mm | - | 2x10050lm | 2x10400lm | 2x11000lm | 2x11000lm | 2x60.0W | 2x62.0W |
| R40S1.DM.CCC.xx-21.G | 2986 mm | - | n.a.*** | 2x10920lm | 2x11550lm | n.a.*** | 2x63.0W | 2x65.1W |
| R40S1.DM.CCC.xx-22.G | 3125 mm | - | 2x11055lm | 2x11440lm | 2x12100lm | 2x12100lm | 2x66.0W | 2x68.2W |
| R40S1.DM.CCC.xx-23.G | 3267 mm | - | n.a.*** | 2x11960lm | 2x12650lm | n.a.*** | 2x69.0W | 2x71.3W |
| R40S1.DM.CCC.xx-24.G | 3405 mm | - | 2x12060lm | 2x12480lm | 2x13200lm | 2x13200lm | 2x72.0W | 2x74.4W |
| R40S1.DM.CCC.xx-25.G | 3548 mm | 1701+1843 mm | n.a.*** | 2x13000lm | 2x13750lm | n.a.*** | 2x75.0W | 2x77.5W |
| R40S1.DM.CCC.xx-26.G | 3687 mm | 1701+1982 mm | 2x13065lm | 2x13520lm | 2x14300lm | 2x14300lm | 2x78.0W | 2x80.6W |
| R40S1.DM.CCC.xx-27.G | 3829 mm | 1843+1982 mm | n.a.*** | 2x14040lm | 2x14850lm | n.a.*** | 2x81.0W | 2x83.7W |
| R40S1.DM.CCC.xx-28.G | 3968 mm | 1982+1982 mm | 2x14070lm | 2x14560lm | 2x15400lm | 2x15400lm | 2x84.0W | 2x86.8W |
| R40S1.DM.CCC.xx-29.G | 4110 mm | 1982+2125 mm | n.a.*** | 2x15080lm | 2x15950lm | n.a.*** | 2x87.0W | 2x89.9W |
| R40S1.DM.CCC.xx-30.G | 4248 mm | 1982+2262 mm | 2x15075lm | 2x15600lm | 2x16500lm | 2x16500lm | 2x90.0W | 2x93.0W |
| R40S1.DM.CCC.xx-31.G | 4390 mm | 2125+2262 mm | n.a.*** | 2x16120lm | 2x17050lm | n.a.*** | 2x93.0W | 2x96.1W |
| R40S1.DM.CCC.xx-32.G | 4528 mm | 2262+2262 mm | 2x16080lm | 2x16640lm | 2x17600lm | 2x17600lm | 2x96.0W | 2x99.2W |
| R40S1.DM.CCC.xx-33.G | 4670 mm | 2262+2405 mm | n.a.*** | 2x17160lm | 2x18150lm | n.a.*** | 2x99.0W | 2x102.3W |
| R40S1.DM.CCC.xx-34.G | 4810 mm | 2262+2544 mm | 2x17085lm | 2x17680lm | 2x18700lm | 2x18700lm | 2x102.0W | 2x105.4W |
| R40S1.DM.CCC.xx-35.G | 4952 mm | 2405+2544 mm | n.a.*** | 2x18200lm | 2x19250lm | n.a.*** | 2x105.0W | 2x108.5W |
| R40S1.DM.CCC.xx-36.G | 5091 mm | 2544+2544 mm | 2x18090lm | 2x18720lm | 2x19800lm | 2x19800lm | 2x108.0W | 2x111.6W |
| R40S1.DM.CCC.xx-37.G | 5233 mm | 2544+2686 mm | n.a.*** | 2x19240lm | 2x20350lm | n.a.*** | 2x111.0W | 2x114.7W |
| R40S1.DM.CCC.xx-38.G | 5371 mm | 2544+2824 mm | 2x19095lm | 2x19760lm | 2x20900lm | 2x20900lm | 2x114.0W | 2x117.8W |
| R40S1.DM.CCC.xx-39.G | 5513 mm | 2544+2966 mm | n.a.*** | 2x20280lm | 2x21450lm | n.a.*** | 2x117.0W | 2x120.9W |
| R40S1.DM.CCC.xx-40.G | 5653 mm | 2544+3105 mm | 2x20100lm | 2x20800lm | 2x22000lm | 2x22000lm | 2x120.0W | 2x124.0W |
| R40S1.DM.CCC.xx-41.G | 5795 mm | 2544+3248 mm | n.a.*** | 2x21320lm | 2x22550lm | n.a.*** | 2x123.0W | 2x127.1W |
| R40S1.DM.CCC.xx-42.G | 5933 mm | 2824+3105 mm | 2x21105lm | 2x21840lm | 2x23100lm | 2x23100lm | 2x126.0W | 2x130.2W |
| R40S1.DM.CCC.xx-43.G | 6075 mm | 2966+3105 mm | n.a.*** | 2x22360lm | 2x23650lm | n.a.*** | 2x129.0W | 2x133.3W |
| R40S1.DM.CCC.xx-44.G | 6214 mm | 3105+3105 mm | 2x22110lm | 2x22880lm | 2x24200lm | 2x24200lm | 2x132.0W | 2x136.4W |
| R40S1.DM.CCC.xx-45.G | 6356 mm | 3105+3248 mm | n.a.*** | 2x23400lm | 2x24750lm | n.a.*** | 2x135.0W | 2x139.5W |
| R40S1.DM.CCC.xx-46.G | 6494 mm | 3105+3385 mm | 2x23115lm | 2x23920lm | 2x25300lm | 2x25300lm | 2x138.0W | 2x142.6W |
| R40S1.DM.CCC.xx-47.G | 6636 mm | 3248+3385 mm | n.a.*** | 2x24440lm | 2x25850lm | n.a.*** | 2x141.0W | 2x145.7W |
| R40S1.DM.CCC.xx-48.G | 6774 mm | 3385+3385 mm | 2x24120lm | 2x24960lm | 2x26400lm | 2x26400lm | 2x144.0W | 2x148.8W |

* Luminous flux mentioned is the flux of the LED modules. To know the luminous flux of the luminaire, please apply the light output ratios on page 337 or check www.doxis.be.

** Power mentioned is for LED module excl. driver. For Tunable White power consumption please check www.doxis.be. For more detailed information, please check www.doxis.be.

*** Not available. Our supplier, Philips, does not provide 140mm LED modules in 2700K and Tunable White.

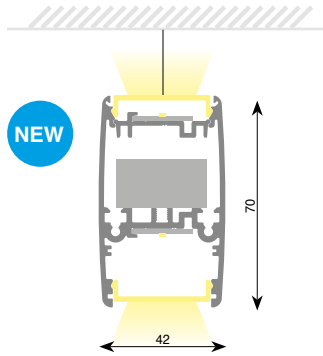
Article number structure: **R40S1.DM.CCC.xx-00**

- 24: Non dimmable
 - 25: 1-10V dimmable
 - 26: Touch & DALI dim
 - 830: Ra80 - 3000K
 - 840: Ra80 - 4000K
 - 927: Ra90 - 2700K (available in limited lengths)
 - 930: Ra90 - 3000K
 - 940: Ra90 - 4000K
 - TW: Tunable white 2700K-6500K (available in limited lengths)
 - 01: White Matt Texture
 - 03: Black Matt Texture
 - 18: Grey 9006 Matt Texture
 - 07: Anthracite Matt Texture
 - 25: Smoked Brown Matt Texture
 - 16: Gold
- Other colors on request (see page 333)

Ready To Go LEDliner40

Opal Cover

Up&Down - Suspended Single Circuit




Average weight of equipped profile: 2.8kg/m



Included

- Profile
- End Caps
- LED Modules
- PC Covers Up
- PC Covers Down
- Suspension cables (2000mm)
- Connecting box
- Textile power cable (2000mm)



| Article number | Total length | Connected profile lengths excl. end caps | LED Flux* 927 | LED Flux* 830 & 930 | LED Flux* 840 & 940 | LED Flux* Tunable White 2700-6500K | Power** 830 & 840 | Power** 927, 930 & 940 |
|--------------------|--------------|--|---------------|---------------------|---------------------|------------------------------------|-------------------|------------------------|
| R40S1.DM.CCC.xx-05 | 740 mm | - | n.a.*** | 2x3120lm | 2x3300lm | n.a.*** | 2x15.0W | 2x15.5W |
| R40S1.DM.CCC.xx-06 | 879 mm | - | 2x3015lm | 2x3120lm | 2x3300lm | 2x3300lm | 2x18.0W | 2x18.6W |
| R40S1.DM.CCC.xx-07 | 1021 mm | - | n.a.*** | 2x3640lm | 2x3850lm | n.a.*** | 2x21.0W | 2x21.7W |
| R40S1.DM.CCC.xx-08 | 1159 mm | - | 2x4020lm | 2x4160lm | 2x4400lm | 2x4400lm | 2x24.0W | 2x24.8W |
| R40S1.DM.CCC.xx-09 | 1301 mm | - | n.a.*** | 2x4680lm | 2x4950lm | n.a.*** | 2x27.0W | 2x27.9W |
| R40S1.DM.CCC.xx-10 | 1441 mm | - | 2x5025lm | 2x5200lm | 2x5500lm | 2x5500lm | 2x30.0W | 2x31.0W |
| R40S1.DM.CCC.xx-11 | 1583 mm | - | n.a.*** | 2x5720lm | 2x6050lm | n.a.*** | 2x33.0W | 2x34.1W |
| R40S1.DM.CCC.xx-12 | 1721 mm | - | 2x6030lm | 2x6240lm | 2x6600lm | 2x6600lm | 2x36.0W | 2x37.2W |
| R40S1.DM.CCC.xx-13 | 1863 mm | - | n.a.*** | 2x6760lm | 2x7150lm | n.a.*** | 2x39.0W | 2x40.3W |
| R40S1.DM.CCC.xx-14 | 2002 mm | - | 2x7035lm | 2x7280lm | 2x7700lm | 2x7700lm | 2x42.0W | 2x43.4W |
| R40S1.DM.CCC.xx-15 | 2144 mm | - | n.a.*** | 2x7800lm | 2x8250lm | n.a.*** | 2x45.0W | 2x46.5W |
| R40S1.DM.CCC.xx-16 | 2282 mm | - | 2x8040lm | 2x8320lm | 2x8800lm | 2x8800lm | 2x48.0W | 2x49.6W |
| R40S1.DM.CCC.xx-17 | 2424 mm | - | n.a.*** | 2x8840lm | 2x9350lm | n.a.*** | 2x51.0W | 2x52.7W |
| R40S1.DM.CCC.xx-18 | 2564 mm | - | 2x9045lm | 2x9360lm | 2x9900lm | 2x9900lm | 2x54.0W | 2x55.8W |
| R40S1.DM.CCC.xx-19 | 2706 mm | - | n.a.*** | 2x9880lm | 2x10450lm | n.a.*** | 2x57.0W | 2x58.9W |
| R40S1.DM.CCC.xx-20 | 2844 mm | - | 2x10050lm | 2x10400lm | 2x11000lm | 2x11000lm | 2x60.0W | 2x62.0W |
| R40S1.DM.CCC.xx-21 | 2986 mm | - | n.a.*** | 2x10920lm | 2x11550lm | n.a.*** | 2x63.0W | 2x65.1W |
| R40S1.DM.CCC.xx-22 | 3125 mm | - | 2x11055lm | 2x11440lm | 2x12100lm | 2x12100lm | 2x66.0W | 2x68.2W |
| R40S1.DM.CCC.xx-23 | 3267 mm | - | n.a.*** | 2x11960lm | 2x12650lm | n.a.*** | 2x69.0W | 2x71.3W |
| R40S1.DM.CCC.xx-24 | 3405 mm | - | 2x12060lm | 2x12480lm | 2x13200lm | 2x13200lm | 2x72.0W | 2x74.4W |
| R40S1.DM.CCC.xx-25 | 3548 mm | 1701+1843 mm | n.a.*** | 2x13000lm | 2x13750lm | n.a.*** | 2x75.0W | 2x77.5W |
| R40S1.DM.CCC.xx-26 | 3687 mm | 1701+1982 mm | 2x13065lm | 2x13520lm | 2x14300lm | 2x14300lm | 2x78.0W | 2x80.6W |
| R40S1.DM.CCC.xx-27 | 3829 mm | 1843+1982 mm | n.a.*** | 2x14040lm | 2x14850lm | n.a.*** | 2x81.0W | 2x83.7W |
| R40S1.DM.CCC.xx-28 | 3968 mm | 1982+1982 mm | 2x14070lm | 2x14560lm | 2x15400lm | 2x15400lm | 2x84.0W | 2x86.8W |
| R40S1.DM.CCC.xx-29 | 4110 mm | 1982+2125 mm | n.a.*** | 2x15080lm | 2x15950lm | n.a.*** | 2x87.0W | 2x89.9W |
| R40S1.DM.CCC.xx-30 | 4248 mm | 1982+2262 mm | 2x15075lm | 2x15600lm | 2x16500lm | 2x16500lm | 2x90.0W | 2x93.0W |
| R40S1.DM.CCC.xx-31 | 4390 mm | 2125+2262 mm | n.a.*** | 2x16120lm | 2x17050lm | n.a.*** | 2x93.0W | 2x96.1W |
| R40S1.DM.CCC.xx-32 | 4528 mm | 2262+2262 mm | 2x16080lm | 2x16640lm | 2x17600lm | 2x17600lm | 2x96.0W | 2x99.2W |
| R40S1.DM.CCC.xx-33 | 4670 mm | 2262+2405 mm | n.a.*** | 2x17160lm | 2x18150lm | n.a.*** | 2x99.0W | 2x102.3W |
| R40S1.DM.CCC.xx-34 | 4810 mm | 2262+2544 mm | 2x17085lm | 2x17680lm | 2x18700lm | 2x18700lm | 2x102.0W | 2x105.4W |
| R40S1.DM.CCC.xx-35 | 4952 mm | 2405+2544 mm | n.a.*** | 2x18200lm | 2x19250lm | n.a.*** | 2x105.0W | 2x108.5W |
| R40S1.DM.CCC.xx-36 | 5091 mm | 2544+2544 mm | 2x18090lm | 2x18720lm | 2x19800lm | 2x19800lm | 2x108.0W | 2x111.6W |
| R40S1.DM.CCC.xx-37 | 5233 mm | 2544+2686 mm | n.a.*** | 2x19240lm | 2x20350lm | n.a.*** | 2x111.0W | 2x114.7W |
| R40S1.DM.CCC.xx-38 | 5371 mm | 2544+2824 mm | 2x19095lm | 2x19760lm | 2x20900lm | 2x20900lm | 2x114.0W | 2x117.8W |
| R40S1.DM.CCC.xx-39 | 5513 mm | 2544+2966 mm | n.a.*** | 2x20280lm | 2x21450lm | n.a.*** | 2x117.0W | 2x120.9W |
| R40S1.DM.CCC.xx-40 | 5653 mm | 2544+3105 mm | 2x20100lm | 2x20800lm | 2x22000lm | 2x22000lm | 2x120.0W | 2x124.0W |
| R40S1.DM.CCC.xx-41 | 5795 mm | 2544+3248 mm | n.a.*** | 2x21320lm | 2x22550lm | n.a.*** | 2x123.0W | 2x127.1W |
| R40S1.DM.CCC.xx-42 | 5933 mm | 2824+3105 mm | 2x21105lm | 2x21840lm | 2x23100lm | 2x23100lm | 2x126.0W | 2x130.2W |
| R40S1.DM.CCC.xx-43 | 6075 mm | 2966+3105 mm | n.a.*** | 2x22360lm | 2x23650lm | n.a.*** | 2x129.0W | 2x133.3W |
| R40S1.DM.CCC.xx-44 | 6214 mm | 3105+3105 mm | 2x22110lm | 2x22880lm | 2x24200lm | 2x24200lm | 2x132.0W | 2x136.4W |
| R40S1.DM.CCC.xx-45 | 6356 mm | 3105+3248 mm | n.a.*** | 2x23400lm | 2x24750lm | n.a.*** | 2x135.0W | 2x139.5W |
| R40S1.DM.CCC.xx-46 | 6494 mm | 3105+3385 mm | 2x23115lm | 2x23920lm | 2x25300lm | 2x25300lm | 2x138.0W | 2x142.6W |
| R40S1.DM.CCC.xx-47 | 6636 mm | 3248+3385 mm | n.a.*** | 2x24440lm | 2x25850lm | n.a.*** | 2x141.0W | 2x145.7W |
| R40S1.DM.CCC.xx-48 | 6774 mm | 3385+3385 mm | 2x24120lm | 2x24960lm | 2x26400lm | 2x26400lm | 2x144.0W | 2x148.8W |

* Luminous flux mentioned is the flux of the LED modules. To know the luminous flux of the luminaire, please apply the light output ratios on page 337 or check www.doxis.be.

** Power mentioned is for LED module excl. driver. For Tunable White power consumption please check www.doxis.be. For more detailed information, please check www.doxis.be.

*** Not available. Our supplier, Philips, does not provide 140mm LED modules in 2700K and Tunable White.

Article number structure: **R40S1.DM.CCC.xx-00**

- 24:** Non dimmable
- 25:** 1-10V dimmable
- 26:** Touch & DALI dim
- 830:** Ra80 - 3000K
- 840:** Ra80 - 4000K
- 927:** Ra90 - 2700K (available in limited lengths)
- 930:** Ra90 - 3000K
- 940:** Ra90 - 4000K
- TW:** Tunable white 2700K-6500K (available in limited lengths)

- 01:** White Matt Texture
 - 03:** Black Matt Texture
 - 18:** Grey 9006 Matt Texture
 - 07:** Anthracite Matt Texture
 - 25:** Smoked Brown Matt Texture
 - 16:** Gold
- Other colors on request (see page 333)