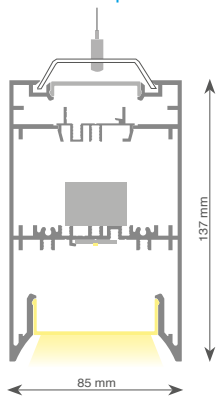



Ready To Go LEDLiner85

Down - Suspended



Average weight of equipped profile: 5.00 kg/m



Opal cover is standard. For prismatic cover in stead of opal cover, please add .P at the end of your article number when ordering. No supplement will be charged.

Included

- Profile
- Top cover
- End Caps
- LED Modules
- PC Cover Down
- Suspension cables (2000mm)
- Connecting box
- Textile power cable (2000mm)



Extra options: p.274-275
Wiring information: p.276
Technical drawings: p.277

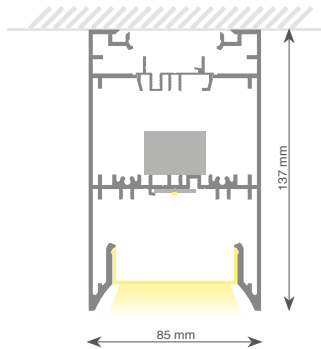
Article number	Total length incl. end caps	Connected profile lengths excl. end caps	LED Flux* (830)	LED Flux* (840)	LED Flux* (927)	LED Flux* (930)	LED Flux* (940)	Power Ra80*** (W)
R85SU.DM.CCC.xx-06	879 mm	-	3132 lm	3300 lm	3084 lm	3132 lm	3300 lm	18.6W
R85SU.DM.CCC.xx-07	1021 mm	-	3654 lm	3850 lm	n.a.**	3654 lm	3850 lm	21.7W
R85SU.DM.CCC.xx-08	1159 mm	-	4176 lm	4400 lm	4112 lm	4176 lm	4400 lm	24.8W
R85SU.DM.CCC.xx-09	1301 mm	-	4698 lm	4950 lm	n.a.**	4698 lm	4950 lm	27.9W
R85SU.DM.CCC.xx-10	1441 mm	-	5220 lm	5500 lm	5140 lm	5220 lm	5500 lm	31.0W
R85SU.DM.CCC.xx-11	1583 mm	-	5742 lm	6050 lm	n.a.**	5742 lm	6050 lm	34.1W
R85SU.DM.CCC.xx-12	1721 mm	-	6264 lm	6600 lm	6168 lm	6264 lm	6600 lm	37.2W
R85SU.DM.CCC.xx-13	1863 mm	-	6786 lm	7150 lm	n.a.**	6786 lm	7150 lm	40.3W
R85SU.DM.CCC.xx-14	2002 mm	-	7308 lm	7700 lm	7196 lm	7308 lm	7700 lm	43.4W
R85SU.DM.CCC.xx-15	2144 mm	-	7830 lm	8250 lm	n.a.**	7830 lm	8250 lm	46.5W
R85SU.DM.CCC.xx-16	2282 mm	-	8352 lm	8800 lm	8224 lm	8352 lm	8800 lm	49.6W
R85SU.DM.CCC.xx-17	2424 mm	-	8874 lm	9350 lm	n.a.**	8874 lm	9350 lm	52.7W
R85SU.DM.CCC.xx-18	2564 mm	-	9396 lm	9900 lm	9252 lm	9396 lm	9900 lm	55.8W
R85SU.DM.CCC.xx-19	2706 mm	-	9918 lm	10450 lm	n.a.**	9918 lm	10450 lm	58.9W
R85SU.DM.CCC.xx-20	2844 mm	-	10440 lm	11000 lm	10280 lm	10440 lm	11000 lm	62.0W
R85SU.DM.CCC.xx-21	2986 mm	-	10962 lm	11550 lm	n.a.**	10962 lm	11550 lm	65.1W
R85SU.DM.CCC.xx-22	3125 mm	-	11484 lm	12100 lm	11308 lm	11484 lm	12100 lm	68.2W
R85SU.DM.CCC.xx-23	3267 mm	-	12006 lm	12650 lm	n.a.**	12006 lm	12650 lm	71.3W
R85SU.DM.CCC.xx-24	3405 mm	-	12528 lm	13200 lm	12336 lm	12528 lm	13200 lm	74.4W
R85SU.DM.CCC.xx-25	3548 mm	1701 + 1843 mm	13050 lm	13750 lm	n.a.**	13050 lm	13750 lm	77.5W
R85SU.DM.CCC.xx-26	3687 mm	1701 + 1982 mm	13572 lm	14300 lm	13364 lm	13572 lm	14300 lm	80.6W
R85SU.DM.CCC.xx-27	3829 mm	1843 + 1982 mm	14094 lm	14850 lm	n.a.**	14094 lm	14850 lm	83.7W
R85SU.DM.CCC.xx-28	3968 mm	1982 + 1982 mm	14616 lm	15400 lm	14392 lm	14616 lm	15400 lm	86.8W
R85SU.DM.CCC.xx-29	4110 mm	1982 + 2125 mm	15138 lm	15950 lm	n.a.**	15138 lm	15950 lm	89.9W
R85SU.DM.CCC.xx-30	4248 mm	1982 + 2262 mm	15660 lm	16500 lm	15420 lm	15660 lm	16500 lm	93.0W
R85SU.DM.CCC.xx-31	4390 mm	2125 + 2262 mm	16182 lm	17050 lm	n.a.**	16182 lm	17050 lm	96.1W
R85SU.DM.CCC.xx-32	4528 mm	2262 + 2262 mm	16704 lm	17600 lm	16448 lm	16704 lm	17600 lm	99.2W
R85SU.DM.CCC.xx-33	4670 mm	2262 + 2405 mm	17226 lm	18150 lm	n.a.**	17226 lm	18150 lm	102.3W
R85SU.DM.CCC.xx-34	4810 mm	2262 + 2544 mm	17748 lm	18700 lm	17476 lm	17748 lm	18700 lm	105.4W
R85SU.DM.CCC.xx-35	4952 mm	2405 + 2544 mm	18270 lm	19250 lm	n.a.**	18270 lm	19250 lm	108.5W
R85SU.DM.CCC.xx-36	5091 mm	2544 + 2544 mm	18792 lm	19800 lm	18504 lm	18792 lm	19800 lm	111.6W
R85SU.DM.CCC.xx-37	5233 mm	2544 + 2686 mm	19314 lm	20350 lm	n.a.**	19314 lm	20350 lm	114.7W
R85SU.DM.CCC.xx-38	5371 mm	2544 + 2824 mm	19836 lm	20900 lm	19532 lm	19836 lm	20900 lm	117.8W
R85SU.DM.CCC.xx-39	5513 mm	2544 + 2966 mm	20358 lm	21450 lm	n.a.**	20358 lm	21450 lm	120.9W
R85SU.DM.CCC.xx-40	5653 mm	2544 + 3105 mm	20880 lm	22000 lm	20560 lm	20880 lm	22000 lm	124.0W
R85SU.DM.CCC.xx-41	5795 mm	2544 + 3248 mm	21402 lm	22550 lm	n.a.**	21402 lm	22550 lm	127.1W
R85SU.DM.CCC.xx-42	5933 mm	2824 + 3105 mm	21924 lm	23100 lm	21588 lm	21924 lm	23100 lm	130.2W
R85SU.DM.CCC.xx-43	6075 mm	2966 + 3105 mm	22446 lm	23650 lm	n.a.**	22446 lm	23650 lm	133.3W
R85SU.DM.CCC.xx-44	6214 mm	3105 + 3105 mm	22968 lm	24200 lm	22616 lm	22968 lm	24200 lm	136.4W
R85SU.DM.CCC.xx-45	6356 mm	3105 + 3248 mm	23490 lm	24750 lm	n.a.**	23490 lm	24750 lm	139.5W
R85SU.DM.CCC.xx-46	6494 mm	3105 + 3385 mm	24012 lm	25300 lm	23644 lm	24012 lm	25300 lm	142.6W
R85SU.DM.CCC.xx-47	6636 mm	3248 + 3385 mm	24534 lm	25850 lm	n.a.**	24534 lm	25850 lm	145.7W
R85SU.DM.CCC.xx-48	6774 mm	3385 + 3385 mm	25056 lm	26400 lm	24672 lm	25056 lm	26400 lm	148.8W

* The given flux is the luminous flux of the LED modules. To know the luminous flux of the luminaire, please apply the light output ratios on page 269.

** Not available. Our supplier, Philips, does not support 550lm LED modules Ra90-2700K.

*** Power consumption mentioned is for Ra80. Ra90 has a higher energy consumption. For detailed information, please check www.doxis.be

Ready To Go LEDLiner85 Down - Ceiling Mounted



Average weight of equipped profile: 5.00 kg/m



Opal cover is standard. For prismatic cover in stead of opal cover, please add .P at the end of your article number when ordering. No supplement will be charged.

Included

Profile
End Caps
LED Modules
PC Cover Down

Extra options: p.274-275
Wiring information: p.276
Technical drawings: p.277

Article number	Total length incl. end caps	Connected profile lengths excl. end caps	LED Flux* (830)	LED Flux* (840)	LED Flux* (927)	LED Flux* (930)	LED Flux* (940)	Power Ra80*** (W)
R85CM.DM.CCC.xx-06	879 mm	-	3132 lm	3300 lm	3084 lm	3132 lm	3300 lm	18.6W
R85CM.DM.CCC.xx-07	1021 mm	-	3654 lm	3850 lm	n.a.**	3654 lm	3850 lm	21.7W
R85CM.DM.CCC.xx-08	1159 mm	-	4176 lm	4400 lm	4112 lm	4176 lm	4400 lm	24.8W
R85CM.DM.CCC.xx-09	1301 mm	-	4698 lm	4950 lm	n.a.**	4698 lm	4950 lm	27.9W
R85CM.DM.CCC.xx-10	1441 mm	-	5220 lm	5500 lm	5140 lm	5220 lm	5500 lm	31.0W
R85CM.DM.CCC.xx-11	1583 mm	-	5742 lm	6050 lm	n.a.**	5742 lm	6050 lm	34.1W
R85CM.DM.CCC.xx-12	1721 mm	-	6264 lm	6600 lm	6168 lm	6264 lm	6600 lm	37.2W
R85CM.DM.CCC.xx-13	1863 mm	-	6786 lm	7150 lm	n.a.**	6786 lm	7150 lm	40.3W
R85CM.DM.CCC.xx-14	2002 mm	-	7308 lm	7700 lm	7196 lm	7308 lm	7700 lm	43.4W
R85CM.DM.CCC.xx-15	2144 mm	-	7830 lm	8250 lm	n.a.**	7830 lm	8250 lm	46.5W
R85CM.DM.CCC.xx-16	2282 mm	-	8352 lm	8800 lm	8224 lm	8352 lm	8800 lm	49.6W
R85CM.DM.CCC.xx-17	2424 mm	-	8874 lm	9350 lm	n.a.**	8874 lm	9350 lm	52.7W
R85CM.DM.CCC.xx-18	2564 mm	-	9396 lm	9900 lm	9252 lm	9396 lm	9900 lm	55.8W
R85CM.DM.CCC.xx-19	2706 mm	-	9918 lm	10450 lm	n.a.**	9918 lm	10450 lm	58.9W
R85CM.DM.CCC.xx-20	2844 mm	-	10440 lm	11000 lm	10280 lm	10440 lm	11000 lm	62.0W
R85CM.DM.CCC.xx-21	2986 mm	-	10962 lm	11550 lm	n.a.**	10962 lm	11550 lm	65.1W
R85CM.DM.CCC.xx-22	3125 mm	-	11484 lm	12100 lm	11308 lm	11484 lm	12100 lm	68.2W
R85CM.DM.CCC.xx-23	3267 mm	-	12006 lm	12650 lm	n.a.**	12006 lm	12650 lm	71.3W
R85CM.DM.CCC.xx-24	3405 mm	-	12528 lm	13200 lm	12336 lm	12528 lm	13200 lm	74.4W
R85CM.DM.CCC.xx-25	3548 mm	1701 + 1843 mm	13050 lm	13750 lm	n.a.**	13050 lm	13750 lm	77.5W
R85CM.DM.CCC.xx-26	3687 mm	1701 + 1982 mm	13572 lm	14300 lm	13364 lm	13572 lm	14300 lm	80.6W
R85CM.DM.CCC.xx-27	3829 mm	1843 + 1982 mm	14094 lm	14850 lm	n.a.**	14094 lm	14850 lm	83.7W
R85CM.DM.CCC.xx-28	3968 mm	1982 + 1982 mm	14616 lm	15400 lm	14392 lm	14616 lm	15400 lm	86.8W
R85CM.DM.CCC.xx-29	4110 mm	1982 + 2125 mm	15138 lm	15950 lm	n.a.**	15138 lm	15950 lm	89.9W
R85CM.DM.CCC.xx-30	4248 mm	1982 + 2262 mm	15660 lm	16500 lm	15420 lm	15660 lm	16500 lm	93.0W
R85CM.DM.CCC.xx-31	4390 mm	2125 + 2262 mm	16182 lm	17050 lm	n.a.**	16182 lm	17050 lm	96.1W
R85CM.DM.CCC.xx-32	4528 mm	2262 + 2262 mm	16704 lm	17600 lm	16448 lm	16704 lm	17600 lm	99.2W
R85CM.DM.CCC.xx-33	4670 mm	2262 + 2405 mm	17226 lm	18150 lm	n.a.**	17226 lm	18150 lm	102.3W
R85CM.DM.CCC.xx-34	4810 mm	2262 + 2544 mm	17748 lm	18700 lm	17476 lm	17748 lm	18700 lm	105.4W
R85CM.DM.CCC.xx-35	4952 mm	2405 + 2544 mm	18270 lm	19250 lm	n.a.**	18270 lm	19250 lm	108.5W
R85CM.DM.CCC.xx-36	5091 mm	2544 + 2544 mm	18792 lm	19800 lm	18504 lm	18792 lm	19800 lm	111.6W
R85CM.DM.CCC.xx-37	5233 mm	2544 + 2686 mm	19314 lm	20350 lm	n.a.**	19314 lm	20350 lm	114.7W
R85CM.DM.CCC.xx-38	5371 mm	2544 + 2824 mm	19836 lm	20900 lm	19532 lm	19836 lm	20900 lm	117.8W
R85CM.DM.CCC.xx-39	5513 mm	2544 + 2966 mm	20358 lm	21450 lm	n.a.**	20358 lm	21450 lm	120.9W
R85CM.DM.CCC.xx-40	5653 mm	2544 + 3105 mm	20880 lm	22000 lm	20560 lm	20880 lm	22000 lm	124.0W
R85CM.DM.CCC.xx-41	5795 mm	2544 + 3248 mm	21402 lm	22550 lm	n.a.**	21402 lm	22550 lm	127.1W
R85CM.DM.CCC.xx-42	5933 mm	2824 + 3105 mm	21924 lm	23100 lm	21588 lm	21924 lm	23100 lm	130.2W
R85CM.DM.CCC.xx-43	6075 mm	2966 + 3105 mm	22446 lm	23650 lm	n.a.**	22446 lm	23650 lm	133.3W
R85CM.DM.CCC.xx-44	6214 mm	3105 + 3105 mm	22968 lm	24200 lm	22616 lm	22968 lm	24200 lm	136.4W
R85CM.DM.CCC.xx-45	6356 mm	3105 + 3248 mm	23490 lm	24750 lm	n.a.**	23490 lm	24750 lm	139.5W
R85CM.DM.CCC.xx-46	6494 mm	3105 + 3385 mm	24012 lm	25300 lm	23644 lm	24012 lm	25300 lm	142.6W
R85CM.DM.CCC.xx-47	6636 mm	3248 + 3385 mm	24534 lm	25850 lm	n.a.**	24534 lm	25850 lm	145.7W
R85CM.DM.CCC.xx-48	6774 mm	3385 + 3385 mm	25056 lm	26400 lm	24672 lm	25056 lm	26400 lm	148.8W

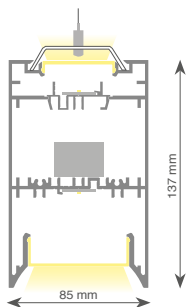
* The given flux is the luminous flux of the LED modules. To know the luminous flux of the luminaire, please apply the light output ratios on page 269.

** Not available. Our supplier, Philips, does not support 550lm LED modules Ra90-2700K.


*** Power consumption mentioned is for Ra80. Ra90 has a higher energy consumption. For detailed information, please check www.doxis.be

Ready To Go LEDLiner85

Up&Down - Suspended
Single Circuit



Average weight of equipped profile: 5.00 kg/m



Opal cover is standard. For prismatic cover in stead of opal cover, please add .P at the end of your article number when ordering. No supplement will be charged.

Included

- Profile
- End Caps
- LED Modules
- PC Covers Up+Down
- Suspension cables (2000mm)
- Connecting box
- Textile power cable (2000mm)



Extra options: p.274-275
Wiring information: p.276
Technical drawings: p.277

Article number	Total length incl. end caps	Connected profile lengths excl. end caps	LED Flux* (830)	LED Flux* (840)	LED Flux* (927)	LED Flux* (930)	LED Flux* (940)	Power Ra80*** (W)
R85S1. DM.CCC.xx-06	879 mm	-	2x3132lm	2x3300lm	2x3084lm	2x3132lm	2x3300lm	2x18.6W
R85S1. DM.CCC.xx-07	1021 mm	-	2x3654lm	2x3850lm	n.a.**	2x3654lm	2x3850lm	2x21.7W
R85S1. DM.CCC.xx-08	1159 mm	-	2x4176lm	2x4400lm	2x4112lm	2x4176lm	2x4400lm	2x24.8W
R85S1. DM.CCC.xx-09	1301 mm	-	2x4698lm	2x4950lm	n.a.**	2x4698lm	2x4950lm	2x27.9W
R85S1. DM.CCC.xx-10	1441 mm	-	2x5220lm	2x5500lm	2x5140lm	2x5220lm	2x5500lm	2x31.0W
R85S1. DM.CCC.xx-11	1583 mm	-	2x5742lm	2x6050lm	n.a.**	2x5742lm	2x6050lm	2x34.1W
R85S1. DM.CCC.xx-12	1721 mm	-	2x6264lm	2x6600lm	2x6168lm	2x6264lm	2x6600lm	2x37.2W
R85S1. DM.CCC.xx-13	1863 mm	-	2x6786lm	2x7150lm	n.a.**	2x6786lm	2x7150lm	2x40.3W
R85S1. DM.CCC.xx-14	2002 mm	-	2x7308lm	2x7700lm	2x7196lm	2x7308lm	2x7700lm	2x43.4W
R85S1. DM.CCC.xx-15	2144 mm	-	2x7830lm	2x8250lm	n.a.**	2x7830lm	2x8250lm	2x46.5W
R85S1. DM.CCC.xx-16	2282 mm	-	2x8352lm	2x8800lm	2x8224lm	2x8352lm	2x8800lm	2x49.6W
R85S1. DM.CCC.xx-17	2424 mm	-	2x8874lm	2x9350lm	n.a.**	2x8874lm	2x9350lm	2x52.7W
R85S1. DM.CCC.xx-18	2564 mm	-	2x9396lm	2x9900lm	2x9252lm	2x9396lm	2x9900lm	2x55.8W
R85S1. DM.CCC.xx-19	2706 mm	-	2x9918lm	2x10450lm	n.a.**	2x9918lm	2x10450lm	2x58.9W
R85S1. DM.CCC.xx-20	2844 mm	-	2x10440lm	2x11000lm	2x10280lm	2x10440lm	2x11000lm	2x62.0W
R85S1. DM.CCC.xx-21	2986 mm	-	2x10962lm	2x11550lm	n.a.**	2x10962lm	2x11550lm	2x65.1W
R85S1. DM.CCC.xx-22	3125 mm	-	2x11484lm	2x12100lm	2x11308lm	2x11484lm	2x12100lm	2x68.2W
R85S1. DM.CCC.xx-23	3267 mm	-	2x12006lm	2x12650lm	n.a.**	2x12006lm	2x12650lm	2x71.3W
R85S1. DM.CCC.xx-24	3405 mm	-	2x12528lm	2x13200lm	2x12336lm	2x12528lm	2x13200lm	2x74.4W
R85S1. DM.CCC.xx-25	3548 mm	1701 + 1843 mm	2x13050lm	2x13750lm	n.a.**	2x13050lm	2x13750lm	2x77.5W
R85S1. DM.CCC.xx-26	3687 mm	1701 + 1982 mm	2x13572lm	2x14300lm	2x13364lm	2x13572lm	2x14300lm	2x80.6W
R85S1. DM.CCC.xx-27	3829 mm	1843 + 1982 mm	2x14094lm	2x14850lm	n.a.**	2x14094lm	2x14850lm	2x83.7W
R85S1. DM.CCC.xx-28	3968 mm	1982 + 1982 mm	2x14616lm	2x15400lm	2x14392lm	2x14616lm	2x15400lm	2x86.8W
R85S1. DM.CCC.xx-29	4110 mm	1982 + 2125 mm	2x15138lm	2x15950lm	n.a.**	2x15138lm	2x15950lm	2x89.9W
R85S1. DM.CCC.xx-30	4248 mm	1982 + 2262 mm	2x15660lm	2x16500lm	2x15420lm	2x15660lm	2x16500lm	2x93.0W
R85S1. DM.CCC.xx-31	4390 mm	2125 + 2262 mm	2x16182lm	2x17050lm	n.a.**	2x16182lm	2x17050lm	2x96.1W
R85S1. DM.CCC.xx-32	4528 mm	2262 + 2262 mm	2x16704lm	2x17600lm	2x16448lm	2x16704lm	2x17600lm	2x99.2W
R85S1. DM.CCC.xx-33	4670 mm	2262 + 2405 mm	2x17226lm	2x18150lm	n.a.**	2x17226lm	2x18150lm	2x102.3W
R85S1. DM.CCC.xx-34	4810 mm	2262 + 2544 mm	2x17748lm	2x18700lm	2x17476lm	2x17748lm	2x18700lm	2x105.4W
R85S1. DM.CCC.xx-35	4952 mm	2405 + 2544 mm	2x18270lm	2x19250lm	n.a.**	2x18270lm	2x19250lm	2x108.5W
R85S1. DM.CCC.xx-36	5091 mm	2544 + 2544 mm	2x18792lm	2x19800lm	2x18504lm	2x18792lm	2x19800lm	2x111.6W
R85S1. DM.CCC.xx-37	5233 mm	2544 + 2686 mm	2x19314lm	2x20350lm	n.a.**	2x19314lm	2x20350lm	2x114.7W
R85S1. DM.CCC.xx-38	5371 mm	2544 + 2824 mm	2x19836lm	2x20900lm	2x19532lm	2x19836lm	2x20900lm	2x117.8W
R85S1. DM.CCC.xx-39	5513 mm	2544 + 2966 mm	2x20358lm	2x21450lm	n.a.**	2x20358lm	2x21450lm	2x120.9W
R85S1. DM.CCC.xx-40	5653 mm	2544 + 3105 mm	2x20880lm	2x22000lm	2x20560lm	2x20880lm	2x22000lm	2x124.0W
R85S1. DM.CCC.xx-41	5795 mm	2544 + 3248 mm	2x21402lm	2x22550lm	n.a.**	2x21402lm	2x22550lm	2x127.1W
R85S1. DM.CCC.xx-42	5933 mm	2824 + 3105 mm	2x21924lm	2x23100lm	2x21588lm	2x21924lm	2x23100lm	2x130.2W
R85S1. DM.CCC.xx-43	6075 mm	2966 + 3105 mm	2x22446lm	2x23650lm	n.a.**	2x22446lm	2x23650lm	2x133.3W
R85S1. DM.CCC.xx-44	6214 mm	3105 + 3105 mm	2x22968lm	2x24200lm	2x22616lm	2x22968lm	2x24200lm	2x136.4W
R85S1. DM.CCC.xx-45	6356 mm	3105 + 3248 mm	2x23490lm	2x24750lm	n.a.**	2x23490lm	2x24750lm	2x139.5W
R85S1. DM.CCC.xx-46	6494 mm	3105 + 3385 mm	2x24012lm	2x25300lm	2x23644lm	2x24012lm	2x25300lm	2x142.6W
R85S1. DM.CCC.xx-47	6636 mm	3248 + 3385 mm	2x24534lm	2x25850lm	n.a.**	2x24534lm	2x25850lm	2x145.7W
R85S1. DM.CCC.xx-48	6774 mm	3385 + 3385 mm	2x25056lm	2x26400lm	2x24672lm	2x25056lm	2x26400lm	2x148.8W

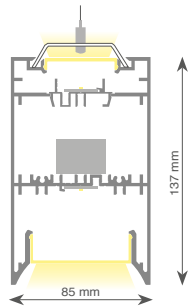
* The given flux is the luminous flux of the LED modules. To know the luminous flux of the luminaire, please apply the light output ratios on page 269.

** Not available. Our supplier, Philips, does not support 550lm LED modules Ra90-2700K.

*** Power consumption mentioned is for Ra80. Ra90 has a higher energy consumption. For detailed information, please check www.doxis.be

Ready To Go LEDLiner85

Up&Down - Suspended Double Circuit



Average weight of equipped profile: 5.00 kg/m

!!! Important notice regarding
Double Circuit dimming on page 270.



Opal cover is standard. For prismatic cover in stead of opal cover, please add .P at the end of your article number when ordering. No supplement will be charged.

Included

- Profile
- End Caps
- LED Modules
- PC Covers Up+Down
- Suspension cables (2000mm)
- Connecting box
- Textile power cable (2000mm)



Extra options: p.274-275
Wiring information: p.276
Technical drawings: p.277

Article number	Total length incl. end caps	Connected profile lengths excl. end caps	LED Flux* (830)	LED Flux* (840)	LED Flux* (927)	LED Flux* (930)	LED Flux* (940)	Power Ra80*** (W)
R85S2.DM.CCC.xx-06	879 mm	-	2x3132lm	2x3300lm	2x3084lm	2x3132lm	2x3300lm	2x18.6W
R85S2.DM.CCC.xx-07	1021 mm	-	2x3654lm	2x3850lm	n.a.**	2x3654lm	2x3850lm	2x21.7W
R85S2.DM.CCC.xx-08	1159 mm	-	2x4176lm	2x4400lm	2x4112lm	2x4176lm	2x4400lm	2x24.8W
R85S2.DM.CCC.xx-09	1301 mm	-	2x4698lm	2x4950lm	n.a.**	2x4698lm	2x4950lm	2x27.9W
R85S2.DM.CCC.xx-10	1441 mm	-	2x5220lm	2x5500lm	2x5140lm	2x5220lm	2x5500lm	2x31.0W
R85S2.DM.CCC.xx-11	1583 mm	-	2x5742lm	2x6050lm	n.a.**	2x5742lm	2x6050lm	2x34.1W
R85S2.DM.CCC.xx-12	1721 mm	-	2x6264lm	2x6600lm	2x6168lm	2x6264lm	2x6600lm	2x37.2W
R85S2.DM.CCC.xx-13	1863 mm	-	2x6786lm	2x7150lm	n.a.**	2x6786lm	2x7150lm	2x40.3W
R85S2.DM.CCC.xx-14	2002 mm	-	2x7308lm	2x7700lm	2x7196lm	2x7308lm	2x7700lm	2x43.4W
R85S2.DM.CCC.xx-15	2144 mm	-	2x7830lm	2x8250lm	n.a.**	2x7830lm	2x8250lm	2x46.5W
R85S2.DM.CCC.xx-16	2282 mm	-	2x8352lm	2x8800lm	2x8224lm	2x8352lm	2x8800lm	2x49.6W
R85S2.DM.CCC.xx-17	2424 mm	-	2x8874lm	2x9350lm	n.a.**	2x8874lm	2x9350lm	2x52.7W
R85S2.DM.CCC.xx-18	2564 mm	-	2x9396lm	2x9900lm	2x9252lm	2x9396lm	2x9900lm	2x55.8W
R85S2.DM.CCC.xx-19	2706 mm	-	2x9918lm	2x10450lm	n.a.**	2x9918lm	2x10450lm	2x58.9W
R85S2.DM.CCC.xx-20	2844 mm	-	2x10440lm	2x11000lm	2x10280lm	2x10440lm	2x11000lm	2x62.0W
R85S2.DM.CCC.xx-21	2986 mm	-	2x10962lm	2x11550lm	n.a.**	2x10962lm	2x11550lm	2x65.1W
R85S2.DM.CCC.xx-22	3125 mm	-	2x11484lm	2x12100lm	2x11308lm	2x11484lm	2x12100lm	2x68.2W
R85S2.DM.CCC.xx-23	3267 mm	-	2x12006lm	2x12650lm	n.a.**	2x12006lm	2x12650lm	2x71.3W
R85S2.DM.CCC.xx-24	3405 mm	-	2x12528lm	2x13200lm	2x12336lm	2x12528lm	2x13200lm	2x74.4W
R85S2.DM.CCC.xx-25	3548 mm	1701 + 1843 mm	2x13050lm	2x13750lm	n.a.**	2x13050lm	2x13750lm	2x77.5W
R85S2.DM.CCC.xx-26	3687 mm	1701 + 1982 mm	2x13572lm	2x14300lm	2x13364lm	2x13572lm	2x14300lm	2x80.6W
R85S2.DM.CCC.xx-27	3829 mm	1843 + 1982 mm	2x14094lm	2x14850lm	n.a.**	2x14094lm	2x14850lm	2x83.7W
R85S2.DM.CCC.xx-28	3968 mm	1982 + 1982 mm	2x14616lm	2x15400lm	2x14392lm	2x14616lm	2x15400lm	2x86.8W
R85S2.DM.CCC.xx-29	4110 mm	1982 + 2125 mm	2x15138lm	2x15950lm	n.a.**	2x15138lm	2x15950lm	2x89.9W
R85S2.DM.CCC.xx-30	4248 mm	1982 + 2262 mm	2x15660lm	2x16500lm	2x15420lm	2x15660lm	2x16500lm	2x93.0W
R85S2.DM.CCC.xx-31	4390 mm	2125 + 2262 mm	2x16182lm	2x17050lm	n.a.**	2x16182lm	2x17050lm	2x96.1W
R85S2.DM.CCC.xx-32	4528 mm	2262 + 2262 mm	2x16704lm	2x17600lm	2x16448lm	2x16704lm	2x17600lm	2x99.2W
R85S2.DM.CCC.xx-33	4670 mm	2262 + 2405 mm	2x17226lm	2x18150lm	n.a.**	2x17226lm	2x18150lm	2x102.3W
R85S2.DM.CCC.xx-34	4810 mm	2262 + 2544 mm	2x17748lm	2x18700lm	2x17476lm	2x17748lm	2x18700lm	2x105.4W
R85S2.DM.CCC.xx-35	4952 mm	2405 + 2544 mm	2x18270lm	2x19250lm	n.a.**	2x18270lm	2x19250lm	2x108.5W
R85S2.DM.CCC.xx-36	5091 mm	2544 + 2544 mm	2x18792lm	2x19800lm	2x18504lm	2x18792lm	2x19800lm	2x111.6W
R85S2.DM.CCC.xx-37	5233 mm	2544 + 2686 mm	2x19314lm	2x20350lm	n.a.**	2x19314lm	2x20350lm	2x114.7W
R85S2.DM.CCC.xx-38	5371 mm	2544 + 2824 mm	2x19836lm	2x20900lm	2x19532lm	2x19836lm	2x20900lm	2x117.8W
R85S2.DM.CCC.xx-39	5513 mm	2544 + 2966 mm	2x20358lm	2x21450lm	n.a.**	2x20358lm	2x21450lm	2x120.9W
R85S2.DM.CCC.xx-40	5653 mm	2544 + 3105 mm	2x20880lm	2x22000lm	2x20560lm	2x20880lm	2x22000lm	2x124.0W
R85S2.DM.CCC.xx-41	5795 mm	2544 + 3248 mm	2x21402lm	2x22550lm	n.a.**	2x21402lm	2x22550lm	2x127.1W
R85S2.DM.CCC.xx-42	5933 mm	2824 + 3105 mm	2x21924lm	2x23100lm	2x21588lm	2x21924lm	2x23100lm	2x130.2W
R85S2.DM.CCC.xx-43	6075 mm	2966 + 3105 mm	2x22446lm	2x23650lm	n.a.**	2x22446lm	2x23650lm	2x133.3W
R85S2.DM.CCC.xx-44	6214 mm	3105 + 3105 mm	2x22968lm	2x24200lm	2x22616lm	2x22968lm	2x24200lm	2x136.4W
R85S2.DM.CCC.xx-45	6356 mm	3105 + 3248 mm	2x23490lm	2x24750lm	n.a.**	2x23490lm	2x24750lm	2x139.5W
R85S2.DM.CCC.xx-46	6494 mm	3105 + 3385 mm	2x24012lm	2x25300lm	2x23644lm	2x24012lm	2x25300lm	2x142.6W
R85S2.DM.CCC.xx-47	6636 mm	3248 + 3385 mm	2x24534lm	2x25850lm	n.a.**	2x24534lm	2x25850lm	2x145.7W
R85S2.DM.CCC.xx-48	6774 mm	3385 + 3385 mm	2x25056lm	2x26400lm	2x24672lm	2x25056lm	2x26400lm	2x148.8W

* The given flux is the luminous flux of the LED modules. To know the luminous flux of the luminaire, please apply the light output ratios on page 269.

** Not available. Our supplier, Philips, does not support 550lm LED modules Ra90-2700K.

*** Power consumption mentioned is for Ra80. Ra90 has a higher energy consumption. For detailed information, please check www.doxis.be