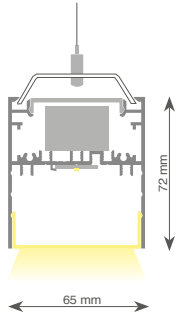
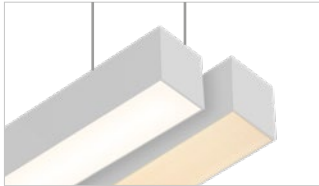


Ready To Go LEDLiner65

Down - Suspended



Average weight of equipped profile: 3.30 kg/m



Opal cover is standard. For prismatic cover in stead of opal cover, please add **.P** at the end of your article number when ordering. No supplement will be charged.

Included

- Profile
- Top cover
- End Caps
- LED Modules
- PC Cover Down
- Suspension cables (2000mm)
- Connecting box
- Textile power cable (2000mm)



Extra options: p.274-275
Wiring information: p.276
Technical drawings: p.277

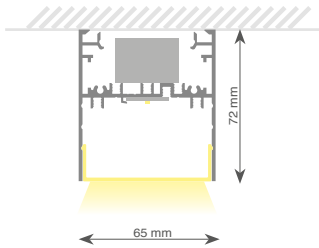
Article number	Total length incl. end caps	Connected profile lengths excl. end caps	LED Flux* (830)	LED Flux* (840)	LED Flux* (927)	LED Flux* (930)	LED Flux* (940)	Power Ra80*** (W)
R65SU.DM.CCC.xx-06	879 mm	-	3132 lm	3300 lm	3084 lm	3132 lm	3300 lm	18.6W
R65SU.DM.CCC.xx-07	1021 mm	-	3654 lm	3850 lm	n.a.**	3654 lm	3850 lm	21.7W
R65SU.DM.CCC.xx-08	1159 mm	-	4176 lm	4400 lm	4112 lm	4176 lm	4400 lm	24.8W
R65SU.DM.CCC.xx-09	1301 mm	-	4698 lm	4950 lm	n.a.**	4698 lm	4950 lm	27.9W
R65SU.DM.CCC.xx-10	1441 mm	-	5220 lm	5500 lm	5140 lm	5220 lm	5500 lm	31.0W
R65SU.DM.CCC.xx-11	1583 mm	-	5742 lm	6050 lm	n.a.**	5742 lm	6050 lm	34.1W
R65SU.DM.CCC.xx-12	1721 mm	-	6264 lm	6600 lm	6168 lm	6264 lm	6600 lm	37.2W
R65SU.DM.CCC.xx-13	1863 mm	-	6786 lm	7150 lm	n.a.**	6786 lm	7150 lm	40.3W
R65SU.DM.CCC.xx-14	2002 mm	-	7308 lm	7700 lm	7196 lm	7308 lm	7700 lm	43.4W
R65SU.DM.CCC.xx-15	2144 mm	-	7830 lm	8250 lm	n.a.**	7830 lm	8250 lm	46.5W
R65SU.DM.CCC.xx-16	2282 mm	-	8352 lm	8800 lm	8224 lm	8352 lm	8800 lm	49.6W
R65SU.DM.CCC.xx-17	2424 mm	-	8874 lm	9350 lm	n.a.**	8874 lm	9350 lm	52.7W
R65SU.DM.CCC.xx-18	2564 mm	-	9396 lm	9900 lm	9252 lm	9396 lm	9900 lm	55.8W
R65SU.DM.CCC.xx-19	2706 mm	-	9918 lm	10450 lm	n.a.**	9918 lm	10450 lm	58.9W
R65SU.DM.CCC.xx-20	2844 mm	-	10440 lm	11000 lm	10280 lm	10440 lm	11000 lm	62.0W
R65SU.DM.CCC.xx-21	2986 mm	-	10962 lm	11550 lm	n.a.**	10962 lm	11550 lm	65.1W
R65SU.DM.CCC.xx-22	3125 mm	-	11484 lm	12100 lm	11308 lm	11484 lm	12100 lm	68.2W
R65SU.DM.CCC.xx-23	3267 mm	-	12006 lm	12650 lm	n.a.**	12006 lm	12650 lm	71.3W
R65SU.DM.CCC.xx-24	3405 mm	-	12528 lm	13200 lm	12336 lm	12528 lm	13200 lm	74.4W
R65SU.DM.CCC.xx-25	3548 mm	1701 + 1843 mm	13050 lm	13750 lm	n.a.**	13050 lm	13750 lm	77.5W
R65SU.DM.CCC.xx-26	3687 mm	1701 + 1982 mm	13572 lm	14300 lm	13364 lm	13572 lm	14300 lm	80.6W
R65SU.DM.CCC.xx-27	3829 mm	1843 + 1982 mm	14094 lm	14850 lm	n.a.**	14094 lm	14850 lm	83.7W
R65SU.DM.CCC.xx-28	3968 mm	1982 + 1982 mm	14616 lm	15400 lm	14392 lm	14616 lm	15400 lm	86.8W
R65SU.DM.CCC.xx-29	4110 mm	1982 + 2125 mm	15138 lm	15950 lm	n.a.**	15138 lm	15950 lm	89.9W
R65SU.DM.CCC.xx-30	4248 mm	1982 + 2262 mm	15660 lm	16500 lm	15420 lm	15660 lm	16500 lm	93.0W
R65SU.DM.CCC.xx-31	4390 mm	2125 + 2262 mm	16182 lm	17050 lm	n.a.**	16182 lm	17050 lm	96.1W
R65SU.DM.CCC.xx-32	4528 mm	2262 + 2262 mm	16704 lm	17600 lm	16448 lm	16704 lm	17600 lm	99.2W
R65SU.DM.CCC.xx-33	4670 mm	2262 + 2405 mm	17226 lm	18150 lm	n.a.**	17226 lm	18150 lm	102.3W
R65SU.DM.CCC.xx-34	4810 mm	2262 + 2544 mm	17748 lm	18700 lm	17476 lm	17748 lm	18700 lm	105.4W
R65SU.DM.CCC.xx-35	4952 mm	2405 + 2544 mm	18270 lm	19250 lm	n.a.**	18270 lm	19250 lm	108.5W
R65SU.DM.CCC.xx-36	5091 mm	2544 + 2544 mm	18792 lm	19800 lm	18504 lm	18792 lm	19800 lm	111.6W
R65SU.DM.CCC.xx-37	5233 mm	2544 + 2686 mm	19314 lm	20350 lm	n.a.**	19314 lm	20350 lm	114.7W
R65SU.DM.CCC.xx-38	5371 mm	2544 + 2824 mm	19836 lm	20900 lm	19532 lm	19836 lm	20900 lm	117.8W
R65SU.DM.CCC.xx-39	5513 mm	2544 + 2966 mm	20358 lm	21450 lm	n.a.**	20358 lm	21450 lm	120.9W
R65SU.DM.CCC.xx-40	5653 mm	2544 + 3105 mm	20880 lm	22000 lm	20560 lm	20880 lm	22000 lm	124.0W
R65SU.DM.CCC.xx-41	5795 mm	2544 + 3248 mm	21402 lm	22550 lm	n.a.**	21402 lm	22550 lm	127.1W
R65SU.DM.CCC.xx-42	5933 mm	2824 + 3105 mm	21924 lm	23100 lm	21588 lm	21924 lm	23100 lm	130.2W
R65SU.DM.CCC.xx-43	6075 mm	2966 + 3105 mm	22446 lm	23650 lm	n.a.**	22446 lm	23650 lm	133.3W
R65SU.DM.CCC.xx-44	6214 mm	3105 + 3105 mm	22968 lm	24200 lm	22616 lm	22968 lm	24200 lm	136.4W
R65SU.DM.CCC.xx-45	6356 mm	3105 + 3248 mm	23490 lm	24750 lm	n.a.**	23490 lm	24750 lm	139.5W
R65SU.DM.CCC.xx-46	6494 mm	3105 + 3385 mm	24012 lm	25300 lm	23644 lm	24012 lm	25300 lm	142.6W
R65SU.DM.CCC.xx-47	6636 mm	3248 + 3385 mm	24534 lm	25850 lm	n.a.**	24534 lm	25850 lm	145.7W
R65SU.DM.CCC.xx-48	6774 mm	3385 + 3385 mm	25056 lm	26400 lm	24672 lm	25056 lm	26400 lm	148.8W

* The given flux is the luminous flux of the LED modules. To know the luminous flux of the luminaire, please apply the light output ratios on page 269.

** Not available. Our supplier, Philips, does not support 550lm LED modules Ra90-2700K.

*** Power consumption mentioned is for Ra80. Ra90 has a higher energy consumption. For detailed information, please check www.doxis.be

Ready To Go LEDLiner65 Down - Ceiling Mounted



Average weight of equipped profile: 3.30 kg/m



Opal cover is standard. For prismatic cover in stead of opal cover, please add .P at the end of your article number when ordering. No supplement will be charged.

Included

Profile
End Caps
LED Modules
PC Cover Down

Extra options: p.274-275
Wiring information: p.276
Technical drawings: p.277

Article number	Total length incl. end caps	Connected profile lengths excl. end caps	LED Flux* (830)	LED Flux* (840)	LED Flux* (927)	LED Flux* (930)	LED Flux* (940)	Power Ra80*** (W)
R65CM.DM.CCC.xx-06	879 mm	-	3132 lm	3300 lm	3084 lm	3132 lm	3300 lm	18.6W
R65CM.DM.CCC.xx-07	1021 mm	-	3654 lm	3850 lm	n.a.**	3654 lm	3850 lm	21.7W
R65CM.DM.CCC.xx-08	1159 mm	-	4176 lm	4400 lm	4112 lm	4176 lm	4400 lm	24.8W
R65CM.DM.CCC.xx-09	1301 mm	-	4698 lm	4950 lm	n.a.**	4698 lm	4950 lm	27.9W
R65CM.DM.CCC.xx-10	1441 mm	-	5220 lm	5500 lm	5140 lm	5220 lm	5500 lm	31.0W
R65CM.DM.CCC.xx-11	1583 mm	-	5742 lm	6050 lm	n.a.**	5742 lm	6050 lm	34.1W
R65CM.DM.CCC.xx-12	1721 mm	-	6264 lm	6600 lm	6168 lm	6264 lm	6600 lm	37.2W
R65CM.DM.CCC.xx-13	1863 mm	-	6786 lm	7150 lm	n.a.**	6786 lm	7150 lm	40.3W
R65CM.DM.CCC.xx-14	2002 mm	-	7308 lm	7700 lm	7196 lm	7308 lm	7700 lm	43.4W
R65CM.DM.CCC.xx-15	2144 mm	-	7830 lm	8250 lm	n.a.**	7830 lm	8250 lm	46.5W
R65CM.DM.CCC.xx-16	2282 mm	-	8352 lm	8800 lm	8224 lm	8352 lm	8800 lm	49.6W
R65CM.DM.CCC.xx-17	2424 mm	-	8874 lm	9350 lm	n.a.**	8874 lm	9350 lm	52.7W
R65CM.DM.CCC.xx-18	2564 mm	-	9396 lm	9900 lm	9252 lm	9396 lm	9900 lm	55.8W
R65CM.DM.CCC.xx-19	2706 mm	-	9918 lm	10450 lm	n.a.**	9918 lm	10450 lm	58.9W
R65CM.DM.CCC.xx-20	2844 mm	-	10440 lm	11000 lm	10280 lm	10440 lm	11000 lm	62.0W
R65CM.DM.CCC.xx-21	2986 mm	-	10962 lm	11550 lm	n.a.**	10962 lm	11550 lm	65.1W
R65CM.DM.CCC.xx-22	3125 mm	-	11484 lm	12100 lm	11308 lm	11484 lm	12100 lm	68.2W
R65CM.DM.CCC.xx-23	3267 mm	-	12006 lm	12650 lm	n.a.**	12006 lm	12650 lm	71.3W
R65CM.DM.CCC.xx-24	3405 mm	-	12528 lm	13200 lm	12336 lm	12528 lm	13200 lm	74.4W
R65CM.DM.CCC.xx-25	3548 mm	1701 + 1843 mm	13050 lm	13750 lm	n.a.**	13050 lm	13750 lm	77.5W
R65CM.DM.CCC.xx-26	3687 mm	1701 + 1982 mm	13572 lm	14300 lm	13364 lm	13572 lm	14300 lm	80.6W
R65CM.DM.CCC.xx-27	3829 mm	1843 + 1982 mm	14094 lm	14850 lm	n.a.**	14094 lm	14850 lm	83.7W
R65CM.DM.CCC.xx-28	3968 mm	1982 + 1982 mm	14616 lm	15400 lm	14392 lm	14616 lm	15400 lm	86.8W
R65CM.DM.CCC.xx-29	4110 mm	1982 + 2125 mm	15138 lm	15950 lm	n.a.**	15138 lm	15950 lm	89.9W
R65CM.DM.CCC.xx-30	4248 mm	1982 + 2262 mm	15660 lm	16500 lm	15420 lm	15660 lm	16500 lm	93.0W
R65CM.DM.CCC.xx-31	4390 mm	2125 + 2262 mm	16182 lm	17050 lm	n.a.**	16182 lm	17050 lm	96.1W
R65CM.DM.CCC.xx-32	4528 mm	2262 + 2262 mm	16704 lm	17600 lm	16448 lm	16704 lm	17600 lm	99.2W
R65CM.DM.CCC.xx-33	4670 mm	2262 + 2405 mm	17226 lm	18150 lm	n.a.**	17226 lm	18150 lm	102.3W
R65CM.DM.CCC.xx-34	4810 mm	2262 + 2544 mm	17748 lm	18700 lm	17476 lm	17748 lm	18700 lm	105.4W
R65CM.DM.CCC.xx-35	4952 mm	2405 + 2544 mm	18270 lm	19250 lm	n.a.**	18270 lm	19250 lm	108.5W
R65CM.DM.CCC.xx-36	5091 mm	2544 + 2544 mm	18792 lm	19800 lm	18504 lm	18792 lm	19800 lm	111.6W
R65CM.DM.CCC.xx-37	5233 mm	2544 + 2686 mm	19314 lm	20350 lm	n.a.**	19314 lm	20350 lm	114.7W
R65CM.DM.CCC.xx-38	5371 mm	2544 + 2824 mm	19836 lm	20900 lm	19532 lm	19836 lm	20900 lm	117.8W
R65CM.DM.CCC.xx-39	5513 mm	2544 + 2966 mm	20358 lm	21450 lm	n.a.**	20358 lm	21450 lm	120.9W
R65CM.DM.CCC.xx-40	5653 mm	2544 + 3105 mm	20880 lm	22000 lm	20560 lm	20880 lm	22000 lm	124.0W
R65CM.DM.CCC.xx-41	5795 mm	2544 + 3248 mm	21402 lm	22550 lm	n.a.**	21402 lm	22550 lm	127.1W
R65CM.DM.CCC.xx-42	5933 mm	2824 + 3105 mm	21924 lm	23100 lm	21588 lm	21924 lm	23100 lm	130.2W
R65CM.DM.CCC.xx-43	6075 mm	2966 + 3105 mm	22446 lm	23650 lm	n.a.**	22446 lm	23650 lm	133.3W
R65CM.DM.CCC.xx-44	6214 mm	3105 + 3105 mm	22968 lm	24200 lm	22616 lm	22968 lm	24200 lm	136.4W
R65CM.DM.CCC.xx-45	6356 mm	3105 + 3248 mm	23490 lm	24750 lm	n.a.**	23490 lm	24750 lm	139.5W
R65CM.DM.CCC.xx-46	6494 mm	3105 + 3385 mm	24012 lm	25300 lm	23644 lm	24012 lm	25300 lm	142.6W
R65CM.DM.CCC.xx-47	6636 mm	3248 + 3385 mm	24534 lm	25850 lm	n.a.**	24534 lm	25850 lm	145.7W
R65CM.DM.CCC.xx-48	6774 mm	3385 + 3385 mm	25056 lm	26400 lm	24672 lm	25056 lm	26400 lm	148.8W

* The given flux is the luminous flux of the LED modules. To know the luminous flux of the luminaire, please apply the light output ratios on page 269.

** Not available. Our supplier, Philips, does not support 550lm LED modules Ra90-2700K.

*** Power consumption mentioned is for Ra80. Ra90 has a higher energy consumption. For detailed information, please check www.doxis.be



Shopping mall Duckwitz, Bremen (Germany)
LEDLiner65 Ceiling Mounted



LEDLiner65 Down Suspended & Recessed



LEDLiner65 Down Suspended



LEDLiner65 Down Suspended